



# Brindavan College of Engineering

Approved by AICTE, Recognised by Govt. & Affiliated to VTU Karnataka, INDIA

Accredited at the "A" level by NAAC

Dwarakanagar

Bagalur Main Road, Yelahanka

Bengaluru - 560 063, INDIA

Tel. : +91-80-2847 8388 / 2847 8423

E-mail : info@brindavancollege.com

Web : www.brindavancollege.com


**Date: 23-04-2021**

## **Student Satisfaction Survey Committee for the Academic Year 2020-21**

Brindavan College of Engineering, as its endeavor to impart quality education and to develop a learner centric environment has constituted Student Satisfaction Survey committee. The objective of this committee is to evaluate regarding Teaching – Learning and Evaluation, which will help to upgrade the quality in higher education. The committee shall analyze survey collected and develop a report without any bias and submit the same to the authorities for further action. The committee shall meet once in six months and as and when required.

Sl. No.	Name and Designation	Nature
1.	Dr. Rajashekar Patil, Principal	Chairperson
2.	Dr. Nagendra, HOD-Civil	Member
3.	Prof. Venugopal A R, HOD-Physics	Member
4.	Dr. Anitha M, HOD- ECE	Member
5.	Dr. Tilak SR, HOD-ME	Member
6.	Dr. Dinesh S, HOD-ISE	Member
7.	Dr.Sasi Kumar, HOD-CSE	Member
8.	Dr. Manju S, HOD-Chemistry	Convener

*L. B. Bhandari*  
IQAC Coordinator





# Brindavan College of Engineering

Dwarakanagar, Bagalur Main Road, Yelahanka, Bengaluru - 560063

Affiliated to VTU Belagavi, Approved by AICTE, New Delhi, India

Accredited 'A' level by NAAC

**Student Satisfaction Survey Committee for the Academic Year 2020-21**

Date: 23.07.2021

## **Circular**

**Sub:** Meeting of members of the Satisfaction Survey committee on for the academic year 2020-21.

The meeting of the Student Satisfaction Survey committee for the year 2021 is scheduled to be held in Principal's office on **26-07-2021** at **2:00 PM** under the chairmanship of Dr. Rajashekar Patil, Principal, Brindavan College of Engineering. All committee members are requested to attend the meeting on that day.

### **Satisfaction Survey committee**

Sl. No.	Name and Designation	Nature
1.	Dr. Rajashekar Patil, Principal	Chairperson
2.	Dr. Nagendra, HOD-Civil	Member
3.	Prof. Venugopal A R, HOD-Physics	Member
4.	Dr. Anitha M, HOD- ECE	Member
5.	Dr. Tilak SR, HOD-ME	Member
6.	Dr. Dinesh S, HOD-ISE	Member
7.	Dr.Sasi Kumar, HOD-CSE	Member
8.	Dr. Manju S, HOD-Chemistry	Convener

Copy to:

- 1) Principal, Brindavan College of Engineering
- 2) All HOD's, Brindavan College of Engineering
- 3) Administrative office, Brindavan College of Engineering
- 4) Management, Brindavan College of Engineering





# Brindavan College of Engineering

Dwarakanagar, Bagalur Main Road, Yelahanka, Bengaluru - 560063

Affiliated to VTU Belagavi, Approved by AICTE, New Delhi, India

Accredited 'A' level by NAAC

## Student Satisfaction Survey committee

### Minutes of the meeting

**MOM/BCE/AY-2020-21/001/Dated: 26-07-2021**

- Brindavan College of Engineering has a standardized appraisal system for Student Satisfaction Survey committee from students.
- Student Satisfaction Survey from students is based on the evaluate regarding Teaching – Learning and Evaluation, which will help to upgrade the quality in higher education
- Student Satisfaction Survey from students has been collated and the total percentage for each faculty has been calculated.
- Principal has decided that minimum 50% of the responses should be collected from the students.
- The survey form is analyzed from the students and the same was submitted to the management and to the board of members for further action.

Copy to:

- 1) Principal, Brindavan College of Engineering
- 2) Management, Brindavan College of Engineering





# Brindavan College of Engineering

Dwarakanagar, Bagalur Main Road, Yelahanka, Bengaluru - 560063  
Affiliated to VTU Belagavi, Approved by AICTE, New Delhi, India  
Accredited 'A' level by NAAC

## Student Satisfaction Survey 2020-2021

The student satisfaction survey conducted for the academic year 2020-2021 and the responses are recorded in online. This survey includes all the questionnaire has been framed based on the recommended by NACC. The questionnaire sent through Google form link. In this survey 660 students submitted response out of 1072.

### Student Satisfaction Survey

#### Key Indicator - 2.7.1

#### Under Criterion II of Teaching – Learning and Evaluation

(Includes the questionnaire suggested by National Assessment and Accreditation Council (NAAC))

A student will have to respond to all the questions given in the following format with her/his sincere effort and thought. Her/his identity will not be revealed.

- A) Please confirm this is the first and only time you answer this survey.  
a) Yes b) No
- B) Age:
- C) Gender: a) Female b) Male c) Transgender
- D) What degree program are you pursuing now?  
a) Bachelor's b) MBA c) MCA

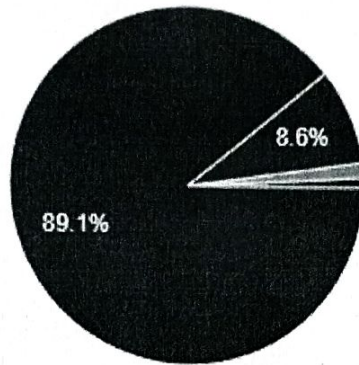
#### Instructions to fill the questionnaire

All questions should be compulsorily attempted.

- Each question has five responses, choose the most appropriate one.
- The responses given by the students for the questionnaire provided to the students are given below.

1. How much of the syllabus was covered in the class?

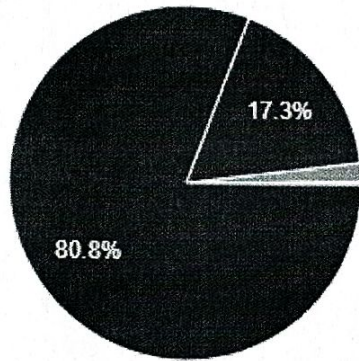
660 responses



- 4 - 85 to 100%
- 3 - 70 to 84%
- 2 - 55 to 69%
- 1 - 30 to 54%
- 0 - Below 30%

2. How well did the teachers prepare for the classes?

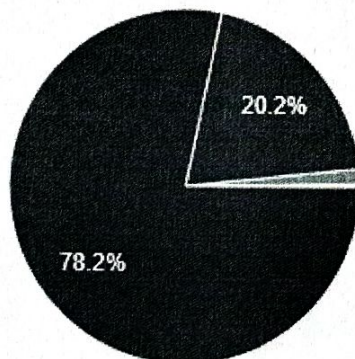
660 responses



- 4 - Thoroughly
- 3 - Satisfactorily
- 2 - Poorly
- 1 - Indifferently
- 0 - Won't teach at all

3. How well were the teachers able to communicate?

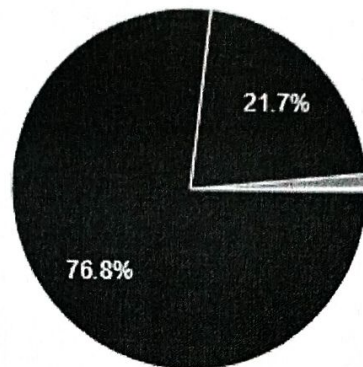
660 responses



- 4 - Always effective
- 3 - Sometimes effective
- 2 - Just satisfactorily
- 1 - Generally ineffective
- 0 - Very poor communication

4. The teacher's approach to teaching can best be described as

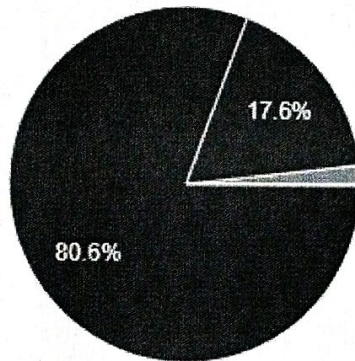
660 responses



- 4- Excellent
- 3 - Very good
- 2 - Good
- 1 - Fair
- 0- Poor

5. Fairness of the internal evaluation process by the teachers.

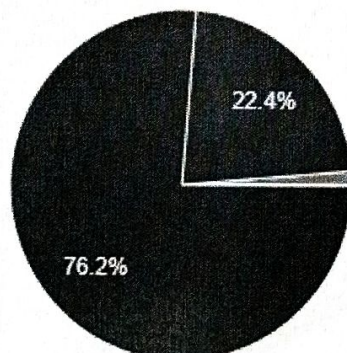
660 responses



- 4 - Always fair
- 3 - Usually fair
- 2 - Sometimes unfair
- 1 - Usually unfair
- 0- Unfair

6. Was your performance in assignments discussed with you?

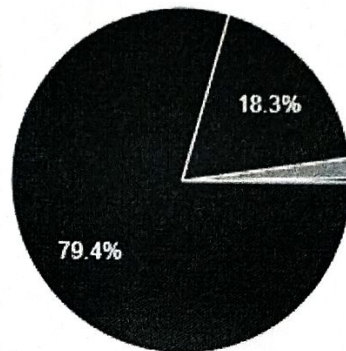
660 responses



- 4 - Every time
- 3 - Usually
- 2 - Occasionally/Sometimes
- 1 - Rarely
- 0- Never

7. The institute takes active interest in promoting internship, student exchange, field visit opportunities for students.

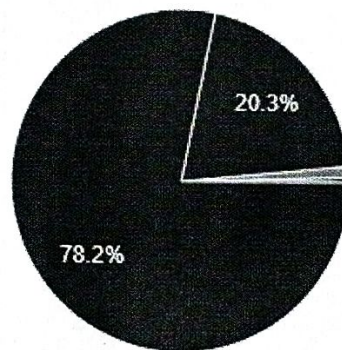
660 responses



- 4 - Regularly
- 3 - Often
- 2 - Sometimes
- 1 - Rarely
- 0 - Never

8. The teaching and mentoring process in your institution facilitates you in cognitive, social and emotional growth.

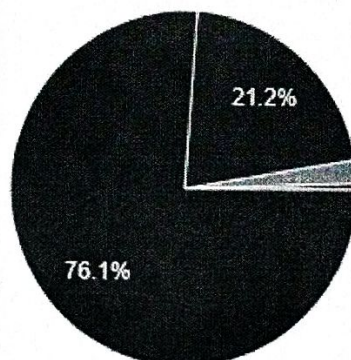
660 responses



- 4 - Significantly
- 3 - Very well
- 2 - Moderately
- 1 - Marginally
- 0 - Not at all

9. The institution provides multiple opportunities to learn and grow.

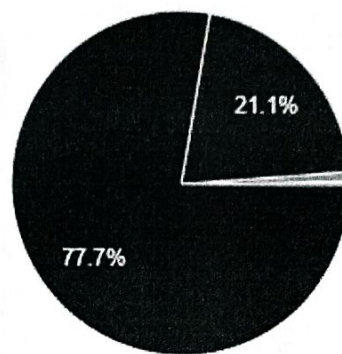
660 responses



- 4 - Strongly agree
- 3 - Agree
- 2 - Neutral
- 1 - Disagree
- 0 - Strongly disagree

10. Teachers inform you about your expected competencies, course outcomes and programme outcomes.

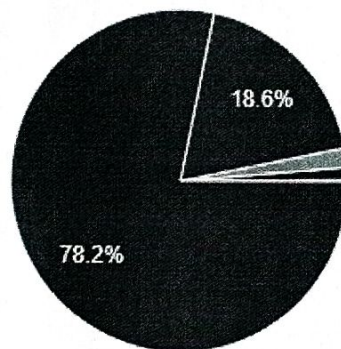
660 responses



- 4 - Every time
- 3 - Usually
- 2 - Occasionally/Sometimes
- 1 - Rarely
- 0 - Never

11. Your mentor does a necessary follow-up with an assigned task to you

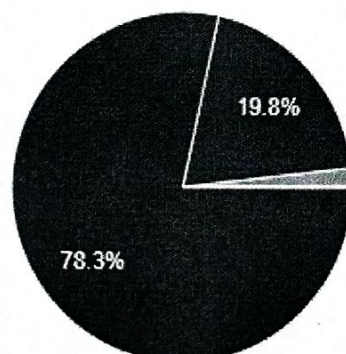
660 responses



- 4 - Every time
- 3 - Usually
- 2 - Occasionally/Sometimes
- 1 - Rarely
- 0 - I don't have a mentor

12. The teachers illustrate the concepts through examples and applications.

660 responses

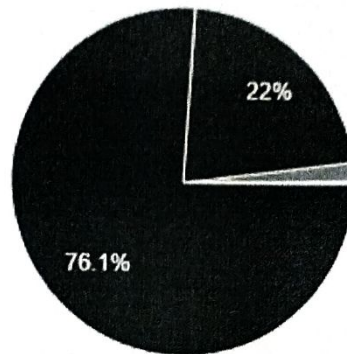


- 4 - Every time
- 3 - Usually
- 2 - Occasionally/Sometimes
- 1 - Rarely
- 0 - Never



13. The teachers identify your strengths and encourage you with providing right level of challenges.

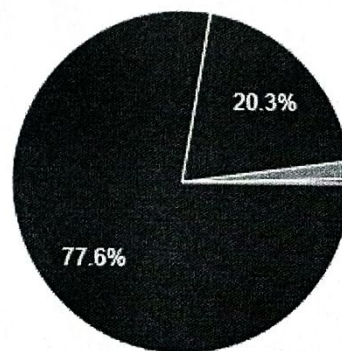
660 responses



- 4 - Fully
- 3 - Reasonably
- 2 - Partially
- 1 - Slightly
- 0 - Unable to

14. Teachers are able to identify your weaknesses and help you to overcome them

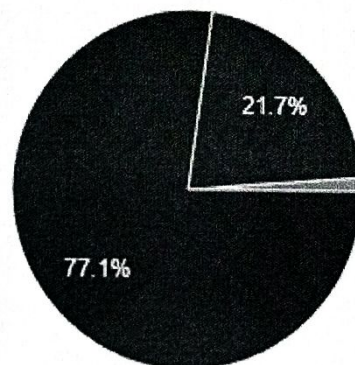
660 responses



- 4 - Every time
- 3 - Usually
- 2 - Occasionally/Sometimes
- 1 - Rarely
- 0 - Never

15. The institution makes effort to engage students in the monitoring, review and continuous quality improvement of the teaching learning process.

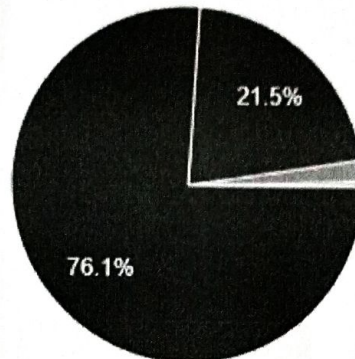
660 responses



- 4 - Strongly agree
- 3 - Agree
- 2 - Neutral
- 1 - Disagree
- 0 - Strongly disagree

16. The institute/ teachers use student centric methods, such as experiential learning, participative learning and problem solving methodologies for enhancing learning experiences.

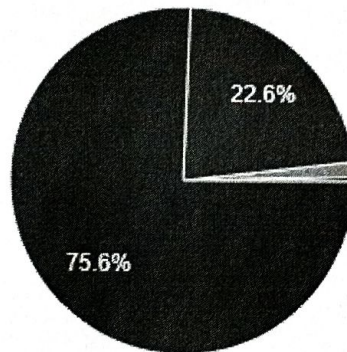
660 responses



- 4 - To a great extent
- 3 - Moderate
- 2 - Some what
- 1 - Very little
- 0 - Not at all

17. Teachers encourage you to participate in extracurricular activities.

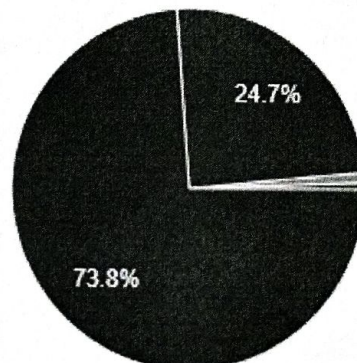
660 responses



- 4 - Strongly agree
- 3 - Agree
- 2 - Neutral
- 1 - Disagree
- 0 - Strongly disagree

18. Efforts are made by the institute/ teachers to inculcate soft skills, life skills and employability skills to make you ready for the world of work.

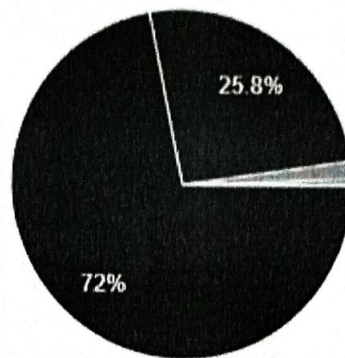
660 responses



- 4 - To a great extent
- 3 - Moderate
- 2 - Some what
- 1 - Very little
- 0 - Not at all

19. What percentage of teachers use ICT tools such as LCD projector, Multimedia, etc. while teaching.

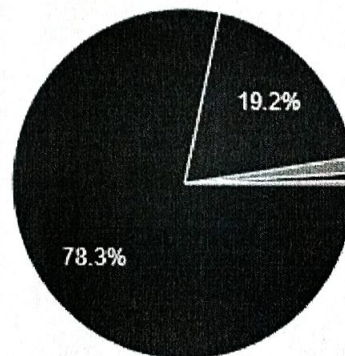
660 responses



- 4 - Above 90%
- 3 - 70 - 89%
- 2 - 50 - 69%
- 1 - 30 - 49%
- 0 - Below 29%

20. The overall quality of teaching-learning process in your institute is very good.

660 responses



- 4 - Strongly agree
- 3 - Agree
- 2 - Neutral
- 1 - Disagree
- 0 - Strongly disagree

21. Give three observation / suggestions to improve the overall teaching – learning experience in your institution.

138 responses

Excellent learning experience. Teaching quality is good. Classes are flexible in PowerPoint as well as blackboard.

Overall it's good..

Ok

Along with practical classes simulation classes should also go hand in hand. Teachers are very good in explanations. They motivate for self development along with studies.

Overall ifs good

Overall good

Programmings are clearly demonstrated in class.

**In overall, 78.3% students strongly agree with the statement that the quality of teaching learning process in the institute is very good.**

*S.B. Bantwal*  
IQAC Coordinator

